


F32 MNT

4 CYLINDERS IN LINE - DIESEL CYCLE

65 kW (88 Hp) @ 2500 rpm - 320 Nm @ 1400 rpm

TIER 3 / STAGE III A

2008
DIESEL
OF THE YEAR



**INDUSTRIAL
APPLICATIONS**

F32 MNT FOR INDUSTRIAL APPLICATIONS

Specifications

Thermodynamic cycle		Diesel 4 stroke - D.I.
Air intake		TAA
Arrangement		4, in line
Bore x Stroke	mm	99 X 104
Total displacement	l	3.2
Valves per cylinder		2
Cooling		liquid
Direction of rotation (viewed facing flywheel)		CCW
Compression ratio		18 : 1
Injection system		mechanical

Performances

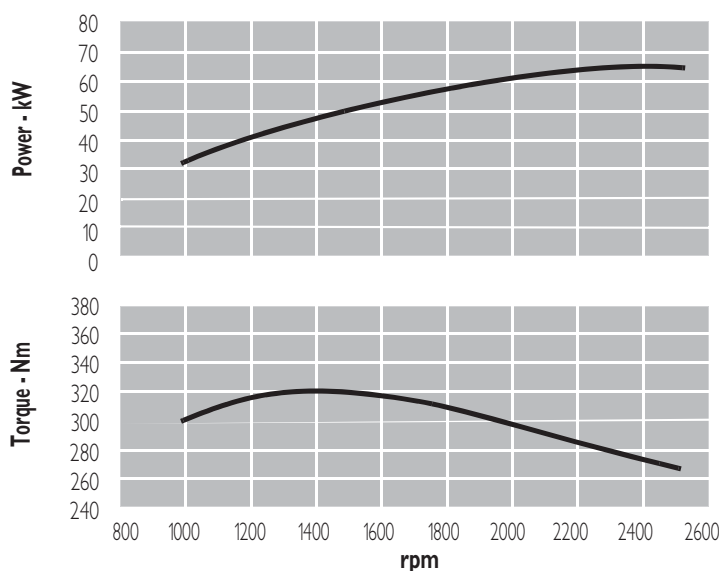
Maximum rating *	kW(Hp)	65 (88)
At speed	rpm	2500
Maximum torque	Nm(kgm)	320 (32.6)
At speed	rpm	1400
Maximum no load governed speed at max rating	rpm	2700
Minimum idling speed	rpm	850
Minimum starting temperature without auxiliaries	°C	-12
Oil and oil filter maintenance interval for replacement **	hours	600
Dry weight (standard configuration)	kg	340

FOR INFORMATION ON THE AVAILABLE RATINGS NOT LISTED IN THIS DOCUMENT PLEASE CONTACT THE FPT SALES NETWORK.

* **Power** at flywheel according to 2004/26 EC (without fan), after 50 hours running, 3% tolerance, fuel Diesel EN 590.

Test conditions: ISO 3046/1, 25 °C air temperature, 100 kPa atmospheric pressure, 30% relative humidity - Applicable also to DIN 6271, BS 5514, SAE J1349 Standards.

** Oil type: ACEA E3 - E5.



F32 MNT FOR INDUSTRIAL APPLICATIONS

Standard configuration

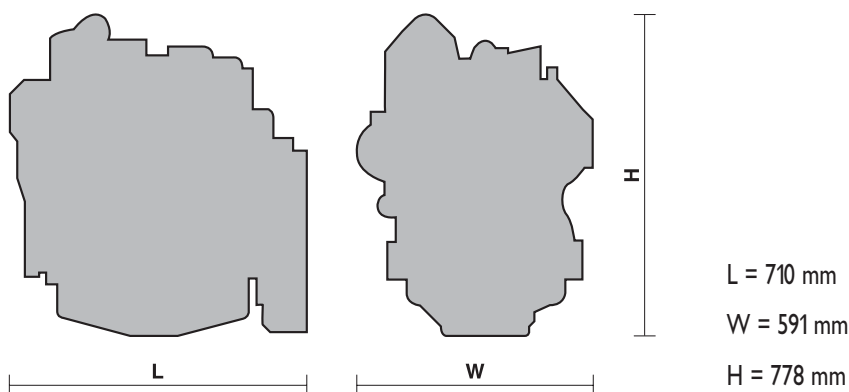
Flywheel housing	type	SAE 3 - cast iron
Flywheel size	inch	10
Intake manifold location		frontwards
Turbo exhaust connection		rear
Turbocharger		fix geometry, no waste gate valve
Turbocharger location		front high / right side
Fan transmission ratio		1.1: 1
Distance between fan - crankshaft centers	mm	x = 0 , y = 296
Fuel filter	n°	single cartridge - left side
Fuel prefilter		optional
Fuel pump		mechanical rotary pump
Oil filter	n°	single cartridge - left side
Oil sump		sheet steel / front sump
Oil vapours blow-by circuit		on valve cover
Oil heat exchanger		incorporated into the block
Oil fill		on valve cover
Lift pump		mechanical - left side
Starting motor		12 V - 3 kW
Alternator		12 V - 65 A with W contact
Electrostop		incorporated in the pump
Wiring harness		-
Power take off (optional) - transmission ratio		1.09 : 1
PTO maximum available torque	DIN 4 / SAE B	Max 150 Nm
Painting	colour	grey

Not included in the standard configuration

Battery - minimum capacity recommended	180 Ah (12 V)
Battery - minimum cold cranking capacity recommended	950 A (12 V)

FPT OFFERS THE WIDEST AVAILABILITY OF ENGINE BUILD OPTIONS TO CUSTOMER SPECIFIC REQUIREMENTS WITHIN THE ENGINE SUPPLY. TO FIND OUT MORE ABOUT THE CONFIGURATIONS AND ACCESSORIES WHICH ARE AVAILABLE, CONTACT THE FPT SALES NETWORK.

Dimensions



ENGINE BENEFITS

- **PERFORMANCE:** New engine designed specifically for industrial application; lean lay-out; minimum starting temperature without auxiliaries down to -12°C (with auxiliaries down to -25°C); performance achieved without VGT or electronics; high engine inclination: 35° continuous in all directions.
- **SERVICEABILITY:** Worldwide service network; same side service concept.
- **COST EFFECTIVENESS:** New extended 600h maintenance intervals (oil and filters change); reduced oil consumption.
- **ENVIRONMENTALLY FRIENDLY:** Reduced noise; suspended oil pan.
- **CUSTOMER ORIENTATION:** Options for transmissions, radiators, air filters, mufflers; standard transmission interfaces SAE3/SAE4; two possible PTO arrangements DIN/SAE A-B; fan position flexibility; air conditioning compressor arrangement; consistency with standard and alternative fuels in compliance with regulatory requirements.

FIAT POWERTRAIN TECHNOLOGIES

Via Puglia, 15 - 10156 Torino

FIAT POWERTRAIN TECHNOLOGIES

Viale dell'Industria, 15/17 - 20010 Pregnana Milanese (MI)

www.ftpowertrain.com

LOCAL DISTRIBUTOR