



### CBU IN control panel

New design, latest technology, big display and soft touch buttons for quick menu navigation, start and stop procedure, IP54 protection grade. Very compact MASTER CBU IN 93x93mm (3.66x3.66 in). CBU has many functions for easy monitoring of the generator:

- ON/OFF/START/STOP/MENU controls.
- Digital hour-meter, Main voltage, Generator Battery voltage, external battery pack voltage, Frequency, Service time, Alarms history.

### Remote control panel

Remote control panel with 20mt. of cable with: Start-stop button, engine running lamp.

### Engine

- Easy access for feeding system and lubrication's maintenance
- Safety shutdown in case of low oil pressure.
- Safety shutdown in case of high water temperature.
- Oil and fuel filters of easy access.

### Alternator

- Synchronous, 4 poles, brushless self-excited, electronic voltage regulator (AVR).
- Rotor and stator epoxy resin coated against external agents.
- Rotor dynamically balanced.
- Insulation class H.

### Soundproof cabin

A new project engineering design with a structure of painted steel panels with high resistance to external agents.

Easy access to the inner cabin in case of maintenance services.

	9.5 K	11.5 K
<b>ENGINE</b>		
Model	KUBOTA D1105	
Type	Diesel 4 stroke	
Cylinders (nr.)	3	
Displacement (cc.)	1123	
Power (hp)	12,7	
RPM	1500	
Combustion system	Direct injection	
Speed governor	Centrifugal, mechanical	
Lubrication system	Forced	
Oil sump capacity with filter (l)	5,2	
Engine stop system	Stop solenoid	
Fuel pump	Electric	
Fuel pump discharge (cm)	70	
Fuel consumption (l/h)	3,2	
Starting battery (Ah-V)	70 - 12	
Battery charger (Ah-V)	40 - 12	
Starting motor (kW-V)	1,2 - 12	

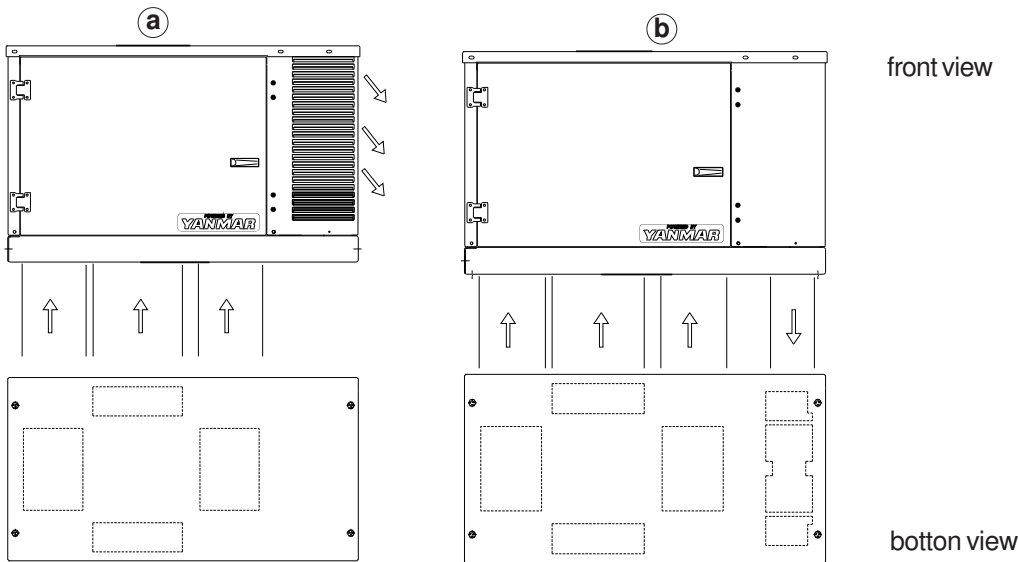
### ALTERNATOR

Type	Synchronous, 4-poles, brush less self-excited	
Regulator	Electronic	
Cooling	Air	
Voltage (V)	230	400-230
Frequency (Hz)	50	
Insulating class	H	
Voltage stability	±2%	
Frequency stability	±5%	

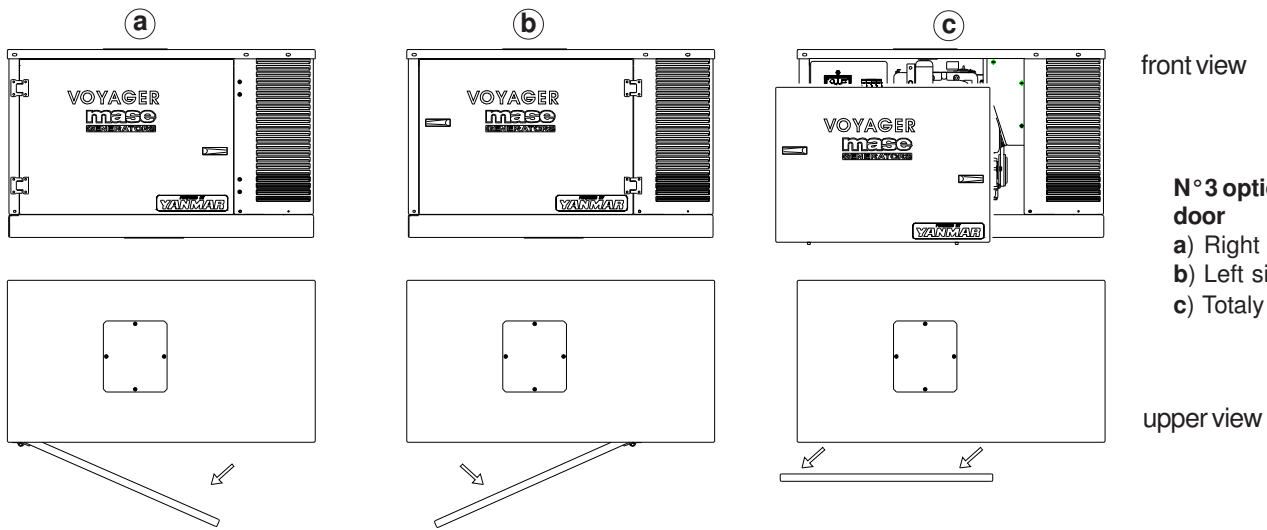
Max. power (kVA)	8 kW	10 kVA
Continuous power (kW)	7,5 kW	9,4 kVA
Power factor ( cos ø )	1	0,8

Dimension (L x W x H) (mm)	1070 x 560 x 660	
Weight (kg)	320	
Noise level (dBA a 7mt )	58	

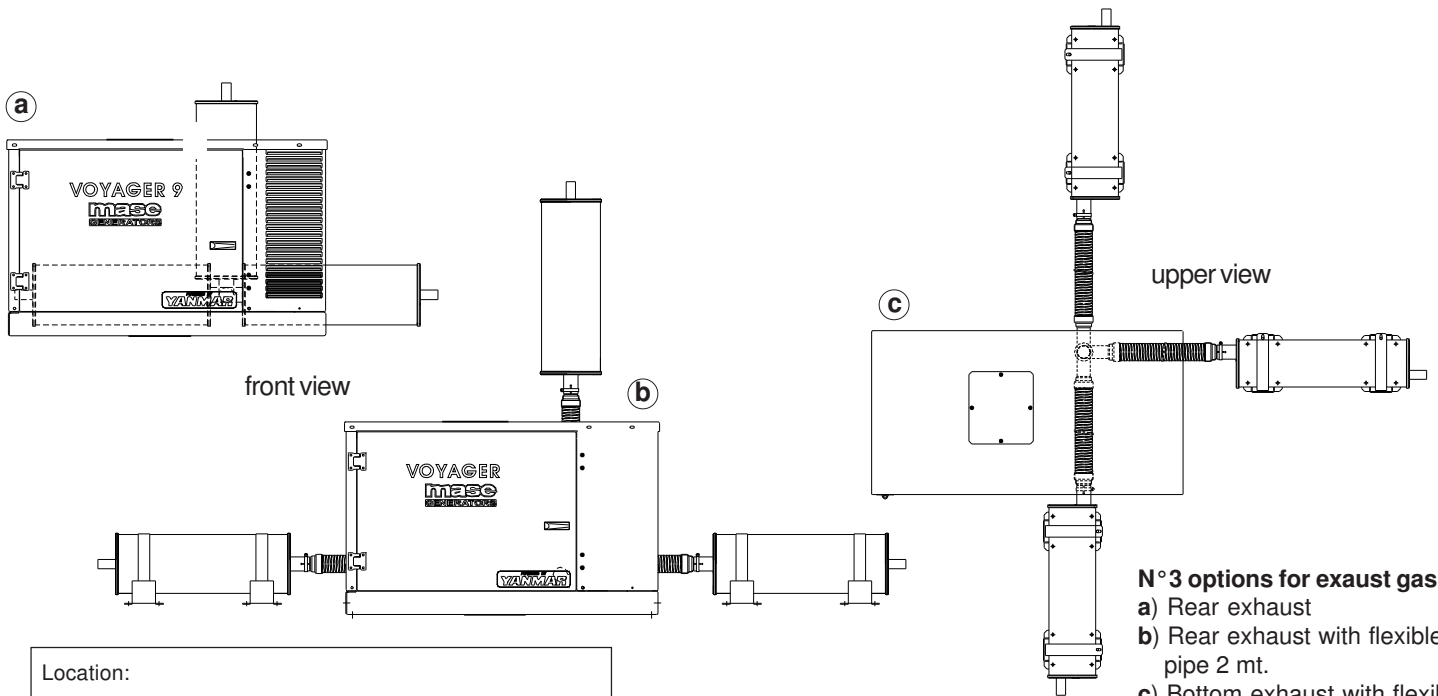
# VOYAGER 9.5K DM - 11.5K DT



- N°2 options for hot air outlet**
- a) Front hot air outlet
  - b) Bottom hot air outlet



- N°3 options for the door**
- a) Right side door
  - b) Left side door
  - c) Totally removal door



- N°3 options for exhaust gas**
- a) Rear exhaust
  - b) Rear exhaust with flexible pipe 2 mt.
  - c) Bottom exhaust with flexible pipe 2 mt.

Location: